



# How to change your Password



The login page features the HWANGE logo on the left, which includes a stylized arrow graphic. To the right, the heading "Login" is followed by the text "Welcome back, please login to your account." Below this, there are two input fields: "Username" and "Password". A "Forgot Password" link is positioned below the password field. At the bottom, there are two buttons: "Home" and "Login".

1

Go to Log In page and enter details



2

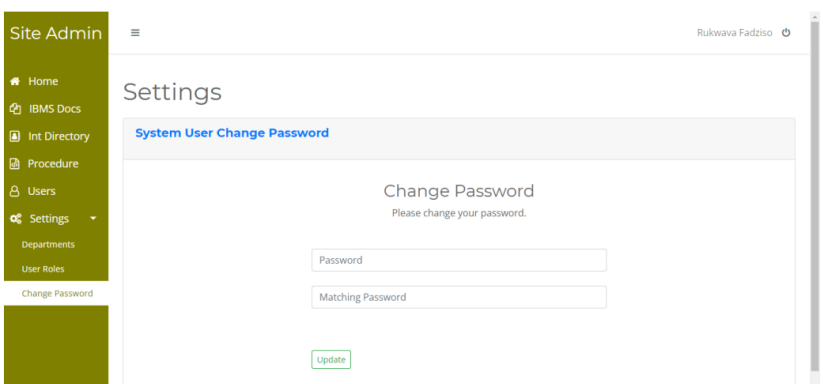
Click on settings

Made with TechSmith Snagit™



3

click change Password



4

Enter your new password twice to confirm it and click Update